

Dischetto reggi lampadina
Bulb stopper

modello: model:	**GEKO QUADRO** **ADJUSTABLE LED**
codice: code:	**6048**
design:	**UT Egoluce**
anno - year:	**2016**
tipologia: tipology:	**faretto orientabile ad incasso** **adjustable recessed spotlight**
materiali: materials:	**alluminio pressofuso** **die-cast aluminium**
luce: light:	**diretta** **direct**
finiture - finishes:	**.01 bianco** .01 white **.02 nero** .02 black **.21 dorato lucido** .21 shiny golded **.25 dorato satinato** .25 satin golded **.31 cromato** .31 chromed **.32 nickel satinato** .32 satin nickel
sorgente luminosa: light sources:	**6048 + COB LED**

LED code	optic degree		LED color
0107/XW	/24 /40 /60	6,2W 17,8V 350mA 896lm	2700K
0107/WW	/24 /40 /60	6,2W 17,8V 350mA 939lm	3000K
0107/W	/24 /40 /60	6,2W 17,8V 350mA 975lm	4000K
0107/CW	/24 /40 /60	6,2W 17,8V 350mA 1066lm	5000K
0108/XW	/24 /40 /60	9,2W 18,4V 500mA 1244lm	2700K
0108/WW	/24 /40 /60	9,2W 18,4V 500mA 1303lm	3000K
0108/W	/24 /40 /60	9,2W 18,4V 500mA 1353lm	4000K
0108/CW	/24 /40 /60	9,2W 18,4V 500mA 1480lm	5000K
0108/WW/IP (IP44)	/24 /38 /58	9,2W 18,4V 500mA 1303lm	3000K
0108/W/IP (IP44)	/24 /38 /58	9,2W 18,4V 500mA 1353lm	4000K

6048 + POWER LED

LED code	optic degree		LED color
0121	25°	3x3W 700mA 846lm	4000K
0123	25°	3x3W 700mA 804lm	3000K

optionals:	***dischetto reggi lampadina*** *bulb stopper* **0183/ST satinato** satin **0183/TR trasparente** transparent
grado IP - IP grade:	**20**
peso netto - net weight:	**0,10Kg**
marcatura: marking:	CE
simboli costruttivi: symbols:	F III

Dimensioni - Dimensions

7,5 cm

GEKO QUADRO + COB LED

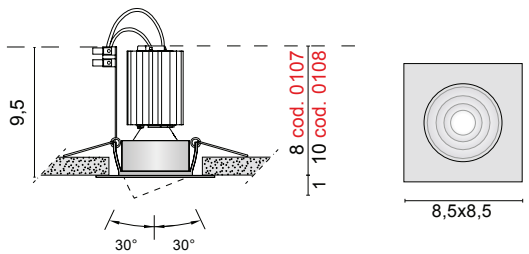

GEKO QUADRO + POWER LED

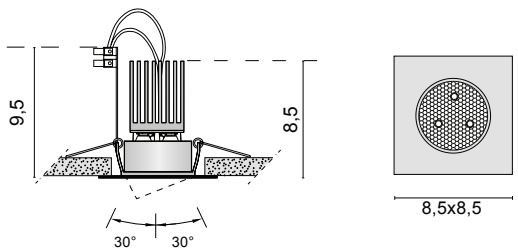

SOLO COLLEGAMENTO IN SERIE - ONLY SERIAL CONNECTION

EGOLUCE s.r.l, via I.Newton 12 - 20016 Pero - Milano
telefono +39 02 339586.1 - fax. +39 02 3535112
e-mail: info@egoluce.com - http://www.egoluce.com

La presente scheda tecnica è di proprietà di EGOLUCE srl. Tutti i diritti sono riservati. Le fotografie, le descrizioni degli apparecchi, disegni quotati ed i valori fotometrici menzionati sono a titolo indicativo e non costituiscono alcun impegno per la nostra società che si riserva di apportare, in qualsiasi momento e senza preavviso, tutte le modifiche che riterrà opportune.

LED DRIVERS in corrente continua
***LED DRIVERS** constant current*

0125
LED driver
IN: 100 - 240V
OUT: 350 mA
1 COB LED (art. 0107)

6 x 3,5 x 2 cm 4 cm **SELV** KEMA EUR

0128
LED driver
IN: 100 - 240V
OUT: 350 mA
1-2 COB LED (art. 0107)

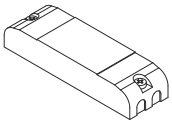

11,6 x 3,4 x 2 cm 4 cm **SELV** **CLASS 2**

0136/15
LED driver
IN: 100 - 240V
OUT: 350 mA
1-2 COB LED (art. 0107)

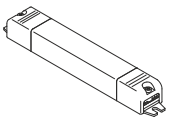

15,8 x 2,2 x 2 cm 3,2 cm **SELV**

0169/50
Multipower LED driver
IN: 220 - 240V
OUT: 350mA
1-3 COB LED (art. 0107)

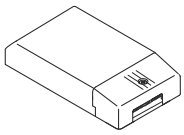

13 x 7,5 x 3 cm 8,5 cm **SELV**

DRIVERS DIMMERABILI in corrente continua
***DIMMABLE LED DRIVERS** constant current*

0129 Dimmer LED
Multipower dimmable driver
IN: 110 - 240V
OUT: 350 mA, 1-2 COB LED (art. 0107)

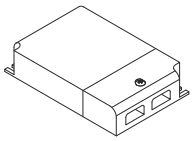

10,5 x7 x 2,2 cm 7,2 cm **SELV** **PUSH** **1...10 V**

0129/DALI Dimmer LED
Multipower dimmable driver
IN: 110 - 240V
OUT: 350 mA 1-2 COB LED (art. 0107)

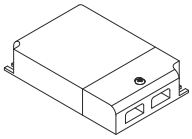

10,5 x 7 x 2,2 cm 7,2 cm **SELV** **DALI**

0141/DALI
LED driver
IN: 110 - 240V
OUT: 350 mA, 1-2 COB LED (art. 0107)

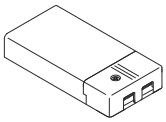

11,1 x 5,2 x 2,5 cm 5,5 cm **DALI**

0141/DIM
LED driver
IN: 110 - 240V
OUT: 350 mA, 1-2 COB LED (art. 0107)

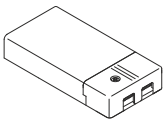

Versione PUSH non sincronizzabile - PUSH version not synchronizable

11,1 x 5,2 x 2,5 cm 5,5 cm **PUSH** **1...10 V**

0145 Dimmer LED Maxi
Multipower dimmable driver
IN: 110 - 240V
OUT: 350 mA, 1-3 COB LED (art. 0107)

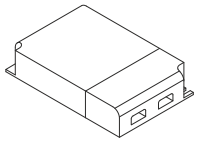

12,3 x 8 x 2,2 cm 8,4 cm **SELV** **PUSH** **1...10 V**

0145/DALI Dimmer LED Maxi
Multipower dimmable driver
IN: 110 - 240V
OUT: 350 mA, 1-3 COB LED (art. 0107)

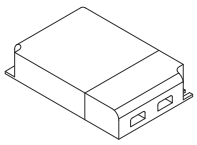

12,3 x 8 x 2,2 cm
8,4 cm **SELV** **DALI** **PUSH** **1...10 V**

0133
Cavo di sincronizzazione per dimmer LED
Sincronization cable for dimmer LED
(art. 0129 - art. 0129/DALI - art. 0145 - art. 0145/DALI)
L 150 cm

0726/DIM
LED dimmer
TAGLIO DI FASE (IGBT-TRIAC, TRAILING EDGE-LEADING EDGE)
PHASE CUT-OFF (IGBT-TRIAC, TRAILING EDGE-LEADING EDGE)
IN: 220 - 240V
OUT: 24V - 20W
350 mA, 1-2 COB LED (art. 0107)

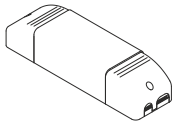

16,5 x 4,5 x 3,5 cm 5,6 cm **PUSH** **IGBT-TRIAC** **SELV**

0733/DIM
LED dimmer
Alimentatori elettronici dimmerabili (IGBT-TRIAC) in corrente continua
Direct current dimmable (TRAILING EDGE-LEADING EDGE) electronic drivers
IN: 220 - 240V
OUT: 350 mA, 1 COB LED (art. 0107)

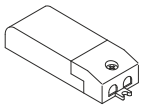

8,7 x 3,8 x 2,1 cm 4,2 cm **IGBT-TRIAC** **SELV**

IP LED DRIVERS in corrente continua
IP *LED DRIVERS constant current*

0031/IP
LED driver
IN: 220 - 240V
OUT: 350 mA
1-2 COB LED (art. 0107)

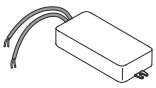

3,9 x 8 x 2 cm 4,2 cm **IP67** **SELV**

EGOLUCE s.r.l, via I.Newton 12 - 20016 Pero - Milano
telefono +39 02 339586.1 - fax. +39 02 3535112
e-mail: info@egoluce.com - http://www.egoluce.com

La presente scheda tecnica è di proprietà di EGOLUCE srl. Tutti i diritti sono riservati. Le fotografie, le descrizioni degli apparecchi, disegni quotati ed i valori fotometrici menzionati sono a titolo indicativo e non costituiscono alcun impegno per la nostra società che si riserva di apportare, in qualsiasi momento e senza preavviso, tutte le modifiche che riterrà opportune.

LED DRIVERS in corrente continua
***LED DRIVERS** constant current*

0127
LED driver
IN: 100 - 240V
OUT: 500 mA
1 COB LED (art. 0108)

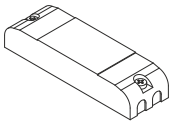

11,6 x 3,4 x 2 cm 4 cm **SELV** **CLASS 2**

0147/COB
LED driver
IN: 220 - 240V
OUT: 500 mA
1-2 COB LED (art. 0108)

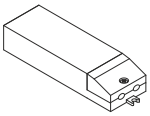

12,5 x 3,8 x 2,4 cm 4,2 cm **SELV**

0149/COB
LED driver
IN: 220 - 240V
OUT: 500 mA
1 COB LED (art. 0108)

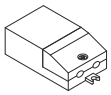

7,6 x 3,9 x 2,2 cm 4,2 cm **SELV**

0169/50
Multipower LED driver
IN: 220 - 240V
OUT: 500mA
1-3 COB LED (art. 0108)

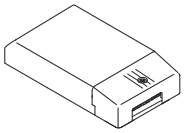

13 x 7,5 x 3 cm 8,5 cm **SELV**

DRIVERS DIMMERABILI in corrente continua
***DIMMABLE LED DRIVERS** constant current*

0129 Dimmer LED
Multipower dimmable driver
IN: 110 - 240V
OUT: 500 mA, 1-2 COB LED (art. 0108)

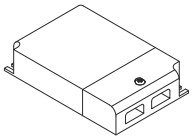

10,5 x7 x 2,2 cm 7,2 cm **SELV** **PUSH** **1...10 V**

0129/DALI Dimmer LED
Multipower dimmable driver
IN: 110 - 240V
OUT: 500 mA, 1-2 COB LED (art. 0108)

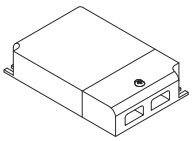

10,5 x 7 x 2,2 cm 7,2 cm **SELV** **DALI**

0141/DALI
LED driver
IN: 110 - 240V
OUT: 500 mA, 1-2 COB LED (art. 0108)

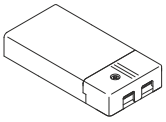

11,1 x 5,2 x 2,5 cm 5,5 cm **DALI**

0141/DIM
LED driver
IN: 110 - 240V
OUT: 500 mA, 1-2 COB LED (art. 0108)

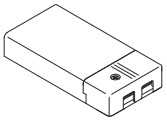

Versione PUSH non sincronizzabile - PUSH version not synchronizable

11,1 x 5,2 x 2,5 cm 5,5 cm **PUSH** **1...10 V**

0145 Dimmer LED Maxi
Multipower dimmable driver
IN: 110 - 240V
OUT: 500 mA, 1-3 COB LED (art. 0108)

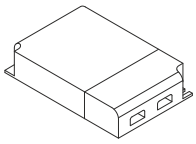

12,3 x 8 x 2,2 cm 8,4 cm **SELV** **PUSH** **1...10 V**

0145/DALI Dimmer LED Maxi
Multipower dimmable driver
IN: 110 - 240V
OUT: 500 mA, 1-3 COB LED (art. 0108)

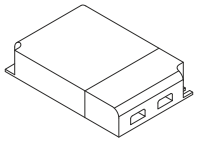

12,3 x 8 x 2,2 cm
8,4 cm **SELV** **DALI** **PUSH** **1...10 V**

0133
Cavo di sincronizzazione per dimmer LED
Sincronization cable for dimmer LED
(art. 0129 - art. 0129/DALI - art. 0145 - art. 0145/DALI)

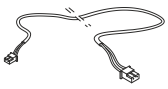

L 150 cm

0726/DIM
LED dimmer
TAGLIO DI FASE (IGBT-TRIAC, TRAILING EDGE-LEADING EDGE)
PHASE CUT-OFF (IGBT-TRIAC, TRAILING EDGE-LEADING EDGE)
IN: 220 - 240V
OUT: 24V - 20W
500 mA, LED, 1-2 COB LED (art. 0108)

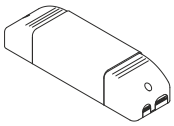

16,5 x 4,5 x 3,5 cm 5,6 cm **PUSH** **IGBT-TRIAC** **SELV**

0734/DIM
LED dimmer
Alimentatori elettronici dimmerabili (IGBT-TRIAC) in corrente continua
Direct current dimmable (TRAILING EDGE-LEADING EDGE) electronic drivers
IN: 220 - 240V
OUT: 500 mA, 1 COB LED (art. 0108)

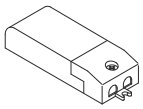

8,7 x 3,8 x 2,1 cm 4,2 cm **IGBT-TRIAC** **SELV**

IP LED DRIVERS in corrente continua
IP *LED DRIVERS constant current*

0143/IP
LED driver
IN: 220 - 240V
OUT: 500 mA
1 COB LED (art. 0108)

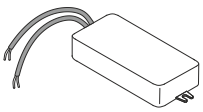

8,2 x 3,9 x 2 cm 4,5 cm **IP67** **SELV**

EGOLUCE s.r.l, via I.Newton 12 - 20016 Pero - Milano
telefono +39 02 339586.1 - fax. +39 02 3535112
e-mail: info@egoluce.com - http://www.egoluce.com

La presente scheda tecnica è di proprietà di EGOLUCE srl. Tutti i diritti sono riservati. Le fotografie, le descrizioni degli apparecch i, disegni quotati ed i valori fotometrici menzionati sono a titolo indicativo e non costituiscono alcun impegno per la nostra società che si riserva di apportare, in qualsiasi momento e senza preavviso, tutte le modifiche che riterrà opportune.

LED DRIVERS in corrente continua
LED DRIVERS constant current

0126
LED driver
IN: 110 - 240V
OUT: 700 mA
1-2 Power LED 3x3W (art. 0121 - 0123)

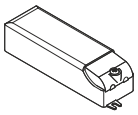

11,2 x 3,9 x 2,8 cm 4,8 cm SELV CLASS 2

0148/COB
LED driver
IN: 220 - 240V
OUT: 700 mA
1-3 Power LED 3x3W (art. 0121 - 0123)

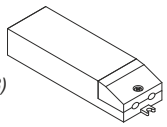

12,5 x 3,8 x 2,4 cm 4,2 cm SELV

0169/50
Multipower LED driver
IN: 220 - 240V
OUT: 700mA
min. 2 - max 5 Power LED 3x3W (art. 0121 - 0123)

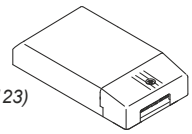

13 x 7,5 x 3 cm 8,5 cm SELV

DRIVERS DIMMERABILI in corrente continua
DIMMABLE LED DRIVERS constant current

0129 Dimmer LED
Multipower dimmable driver
IN: 110 - 240V
OUT: 700 mA, 1-4 Power LED 3x3W (art. 0121 - 0123)

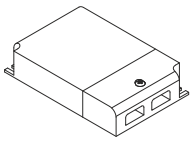

10,5 x7 x 2,2 cm 7,2 cm SELV PUSH 1...10 V

0129/DALI Dimmer LED
Multipower dimmable driver
IN: 110 - 240V
OUT: 700 mA, 1-4 Power LED 3x3W (art. 0121 - 0123)

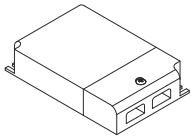

10,5 x 7 x 2,2 cm 7,2 cm SELV DALI

0141/DALI
LED driver
IN: 110 - 240V
OUT: 700 mA, 1-2 Power LED 3x3W (art. 0121 - 0123)

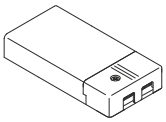

11,1 x 5,2 x 2,5 cm 5,5 cm DALI

0141/DIM
LED driver
IN: 110 - 240V
OUT: 700 mA, 1-2 Power LED 3x3W (art. 0121 - 0123)

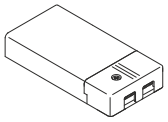

Versione PUSH non sincronizzabile - PUSH version not synchronizable

11,1 x 5,2 x 2,5 cm 5,5 cm PUSH 1...10 V

0145 Dimmer LED Maxi
Multipower dimmable driver
IN: 110 - 240V
OUT: 700 mA, 1-6 Power LED 3x3W (art. 0121 - 0123)

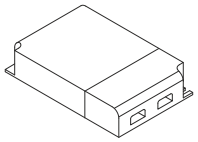

12,3 x 8 x 2,2 cm 8,4 cm SELV PUSH 1...10 V

0145/DALI Dimmer LED Maxi
Multipower dimmable driver
IN: 110 - 240V
OUT: 700 mA, 1-6 Power LED 3x3W (art. 0121 - 0123)

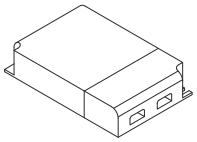

12,3 x 8 x 2,2 cm
8,4 cm SELV DALI PUSH 1...10 V

0133
Cavo di sincronizzazione per dimmer LED
Sincronization cable for dimmer LED
(art. 0129 - art. 0129/DALI - art. 0145 - art. 0145/DALI)

L 150 cm

0726/DIM
LED dimmer
TAGLIO DI FASE (IGBT-TRIAC, TRAILING EDGE-LEADING EDGE)
PHASE CUT-OFF (IGBT-TRIAC, TRAILING EDGE-LEADING EDGE)
IN: 220 - 240V
OUT: 24V - 20W
700 mA, 1-3 Power LED 3x3W (art. 0121 - 0123)

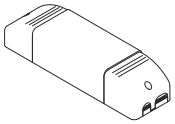

16,5 x 4,5 x 3,5 cm 5,6 cm PUSH IGBT-TRIAC SELV

UNITA' DI EMERGENZA LED
LED EMERGENCY UNIT

UNITA' DI EMERGENZA DISPONIBILE PER COB E POWER LED

EMERGENCY UNIT AVAILABLE FOR COB AND POWER LED

0115/EM
LED Emergency Unit
Kit Inverter + Battery + LED indicator

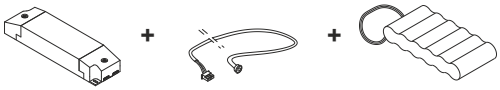

15,5 x 5,2 x 2,5 cm 80 cm 13,5 x 4,5 x 2,3 cm

EGOLUCE s.r.l, via I.Newton 12 - 20016 Pero - Milano
telefono +39 02 339586.1 - fax. +39 02 3535112
e-mail: info@egoluce.com - http://www.egoluce.com

La presente scheda tecnica è di proprietà di EGOLUCE srl. Tutti i diritti sono riservati. Le fotografie, le descrizioni degli apparecch i, disegni quotati ed i valori fotometrici menzionati sono a titolo indicativo e non costituiscono alcun impegno per la nostra società che si riserva di apportare, in qualsiasi momento e senza preavviso, tutte le modifiche che riterrà opportune.