

VANTOT, 2024

EN Liiu represents the perfect combination between the spectacular impact of its multiple configurations and their lightness, between functionality and an elegant, minimalist image, between the dynamism of its forms and their stability. It consists of electrified metal cables fastened to the ceiling and held in constant tension by counterweights, with the bodies of the lamps positioned on the cables by means of two very light arms. An advanced configurator, designed to fully leverage the product's potential, will give designers the opportunity to explore and create customized configurations. In every translation, Liiu maintains its sculptural nature and the ability to always create a unique, new and dreamy atmosphere.

IT Liiu è la rappresentazione del perfetto connubio tra la spettacolarità delle sue molteplici configurazioni e la loro leggerezza, tra funzionalità ed estetica elegante e minimalista, tra il dinamismo delle sue forme e la loro stabilità. È composto da cavi metallici elettrificati ancorati al soffitto, tenuti in una costante tensione grazie a dei contrappesi, e dai corpi lampada posizionati sulle funi grazie a due leggerissimi bracci. Un configuratore avanzato, studiato per sfruttare a pieno le potenzialità di questo prodotto, darà ai progettisti la possibilità di esplorare e realizzare configurazioni personalizzate. In ogni sua traduzione, Liiu mantiene una natura scultorea e la capacità di creare un'atmosfera sognante sempre unica e nuova.

DE Liiu ist die Darstellung der perfekten Verbindung zwischen der Spektakularität ihrer vielfältigen Konfigurationen und ihrer Leichtigkeit, zwischen Funktionalität und eleganter, minimalistischer Ästhetik, zwischen der Dynamik ihrer Formen und ihrer Stabilität. Sie besteht aus elektrifizierten Metallseilen, die an der Decke verankert sind und durch Gegengewichte in ständiger Spannung gehalten werden, und den Leuchtenkörpern, die dank zweier sehr leichter Arme auf den Seilen positioniert werden. Ein fortschrittlicher Konfigurator, der entwickelt wurde, um das volle Potenzial dieses Produkts auszuschöpfen, wird den Designern die Möglichkeit geben, individuelle Konfigurationen zu erforschen und zu realisieren.

FR Liiu est la représentation du mariage parfait entre la spectacolarité de ses multiples configurations et leur légèreté, entre la fonctionnalité et l'esthétique élégante et minimaliste, entre le dynamisme de ses formes et leur stabilité. Il est composé de câbles métalliques électrifiés ancrés au plafond, maintenus en tension constante par des contrepoids, et de corps de lampe positionnés sur les câbles grâce à deux bras très légers. Un configurateur avancé, conçu pour exploiter tout le potentiel de ce produit, permettra aux concepteurs d'explorer et de réaliser des configurations personnalisées. Dans chacune de ses traductions, Liiu conserve une nature sculpturale et la capacité de créer une atmosphère de rêve toujours unique et nouvelle.

ES Liiu es la representación del matrimonio perfecto entre la espectacularidad de sus múltiples configuraciones y su ligereza, entre funcionalidad y estética elegante y minimalista, entre el dinamismo de sus formas y su estabilidad. Está compuesta por cables metálicos electrificados anclados al techo, mantenidos en tensión constante por contrapesos, y los cuerpos de las lámparas colocados sobre las cuerdas gracias a dos brazos muy ligeros. Un configurador avanzado, diseñado para explotar todo el potencial de este producto, dará a los diseñadores la posibilidad de explorar y realizar configuraciones personalizadas. En cada una de sus traslaciones, Liiu conserva un carácter escultural y la capacidad de crear una atmósfera de ensueño siempre única y nueva.

MOD. Litu



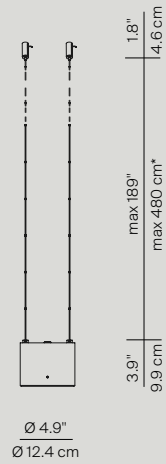


MOD. Litu



STRUTTURA TERRA
 dimer on board
 weight 3,3 Kg

A12/1



ESEMPI

A12/22D + A12/58-A12/60-A12/62

STRUTTURA SOSPENSIONE
CIRCOLARE
4 CAVI CON ROSONE
 dimmable push/DALI
 weight 2,84 - 3,16 - 3,72 Kg

*A12/58 = 500 cm
 A12/60 = 1000 cm
 A12/62 = 2000 cm




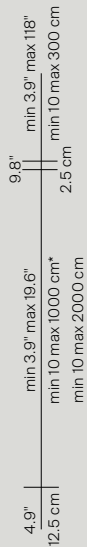
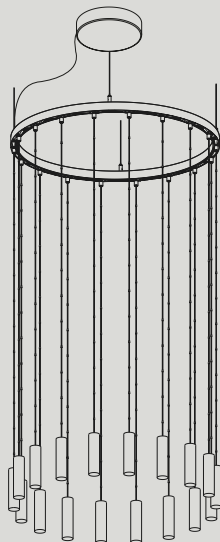
ESEMPIO

A12/25 + A12/45D
+ 2 x A12/5 - A12/56 + 2 x A12/4 - A12/55 + A12/3 - A12/54

BINARIO CIRCOLARE 18 CAVI
+ ROSONE

dimmable push/DALI
 weight 19,35 Kg

*A12/5 - A12/4 - A12/3 = 1000 cm
 A12/56 - A12/55 - A12/54 = 2000 cm




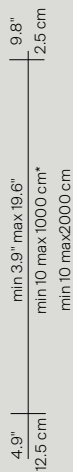

ESEMPIO

A12/7 + A12/43D + A12/5 - A12/56

BINARIO LINEARE

SOFFITTO 6 CAVI + ROSONE
 dimmable push/DALI
 weight 6,11 Kg

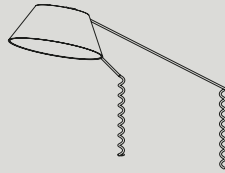
*A12/5 = 1000 cm
 A12/56 = 2000 cm



Light source

A12C1W - A12C3W - A12C6W

LED 2,5 - 3 x 2,5 - 6 x 2,5W 2700K CRI 90



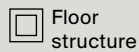
Disponibili a richiesta CCT 3000, 3500, 4000 K

Materials

Steel cables, counterweight and optic arms, polycarbonate diffuser

Finishes

Metal cables, black counterweight and ceiling rose, opal diffuser



Floor structure



Suspension structure



CE

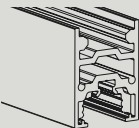



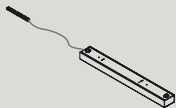
Reference code
linear
ceiling track

74,5 cm	A12/7	1A120/070001	3-6 cables
135,5 cm	A12/8	1A120/080001	7-12 cables
200 cm	A00BS12 + 2 x A00BT1 + A00BC1	9A000BS12001 + 2 X 9A000BT10001 + 9A000BC10001	13-18 cables
247,5 cm	A12/9	1A120/090001	19-23 cables
300 cm	2 x ABS13+A00BT1+A00BC1	2 x 9A000BS13001+9A000BT10001+9A000BC10001	24-28 cables
374,5 cm	A12/7 + A00BS13 + A00BC1	1A120/070001 + 9A000BS13001 + 9A000BC10001	29-35 cables
447,5 cm	A00BS12 + A00BC1 + A12/9	9A000BS12001 + 9A000BC10001 + 1A120/090001	36-42 cables
495 cm	2 x A12/9	2 x 1A120/090001	43-47 cables
547,5 cm	A12/9 + A00BS13 + A00BC1	1A120/090001 + 9A000BS13001 + 9A000BC10001	48-52 cables
600 cm	2 x A00BS13+A00BT1+A00BC1	2 x 9A000BS13001+9A000BT10001+9A000BC10001	53-57 cables

Reference code linear recessed track	74,5 cm	A12/10	1A120/100001	3-6 cables
	135,5 cm	A12/11	1A120/110001	7-12 cables
	200 cm	A00BP2 + 2 x A00BT5 + A00BC5	9A000BP20001 + 2 X 9A000BT50001 + 9A000BC50001	13-18 cables
	247,5 cm	A12/12	1A120/120001	19-23 cables
	300 cm	2 x A00BP3+A00BT5+A00BC5	2 x 9A000BP30001+9A000BT50001+9A000BC50001	24-28 cables
	374,5 cm	A12/10 + A00BP3 + A00BC5	1A120/100001 + 9A000BP30001 + 9A000BC50001	29-35 cables
	447,5 cm	A00BP2 + A00BC5 + A12/12	9A000BP20001 + 9A000BC50001 + 1A120/120001	36-42 cables
	495 cm	2 x A12/12	2 x 1A120/120001	43-47 cables
	547,5 cm	A12/12 + A00BP3 + A00BC5	1A120/120001 + 9A000BP30001 + 9A000BC10005	48-52 cables
	600 cm	2 x A00BP3+A00BT5+A00BC5	2 x 9A000BP30001+9A000BT50001+9A000BC50001	53-57 cables

Reference code linear suspension track	74,5 cm	A12/13	1A120/130001	3-6 cables
	135,5 cm	A12/14	1A120/140001	7-12 cables
	200 cm	A00BS22 + 2 x A00BT6 + A00BC5 4 x A00BR+A00BF5+A00BS1+A00BT3 +A00BT3V	9A000BS22001 + 2 X 9A000BT60001 + 4 x 9A000BC50001 9A000BR00000+9A000BF50000+9A000BS10001+ 9A000BT30000+9A000BT3V000	13-18 cables
	247,5 cm	A12/15	1A120/150001	19-23 cables
	300 cm	A00BS23 + 2 x A00BT6 + A00BC5 6 x A00BR+A00BF5+A00BS1+A00BT3 +A00BT3V	9A000BS23001 + 2 X 9A000BT60001 + 9A000BC50001 +9A000BC50001 + 6 x 9A000BR00000+9A000F50000+ 9A000BS10001+9A000BT30000+9A000BT3V000	24-28 cables
	374,5 cm	A12/13 + A00BS23 + A00BC5 4 x A00BR+A00BF5+A00BT3 +A00BT3V + 3 x A00BS1 + A00BS2	1A120/130001 + 9A000BS23001 + 9A000BC50001 + 4 x 9A000BC50001+9A000BR00000+9A000F50000 +9A000BT30000+9A000BT3V000 + 3 x 9A000BS10001 + 9A000BS20001	29-35 cables
	447,5 cm	A00BS22 + A00BC5 + A12/13 6 x A00BR+A00BF5+A00BT3 +A00BT3V + 5 x A00BS1 + A00BS2	9A000BS22001 +9A000BC50001 + 1A120/130001 + 9A000BC50001 + 6 x 9A000BR00000+9A000F50000 +9A000BT30000+9A000BT3V000 + 5 x 9A000BS10001 + 9A000BS20001	36-42 cables
	495 cm	2 x A12/15 + A00BS2	2x 1A120/150001 + 9A000BS20001	43-47 cables
	547,5 cm	A12/15 + A00BS23 + A00BC5 6 x A00BR+A00BF5+A00BS1 +A00BT3 +A00BT3V + A00BS2	1A120/150001 + 9A000BS23001 + 9A000BC50001 + 6 x 9A000BR00000+9A000F50000+9A000BS10001+ 9A000BT30000+9A000BT3V000 + 9A000BS20001	48-52 cables
	600 cm	2x A00BS23+A00BT6+A00BC5 6 x A00BR+A00BF5+A00BS1 +A00BT3 +A00BT3V + A00BS2	2x 9A000BS23001 + 9A000BT60001 + 9A000BC50001 + 6 x 9A000BR00000+9A000F50000+9A000BS10001+ 9A000BT30000+9A000BT3V000 + 9A000BS20001	53-57 cables

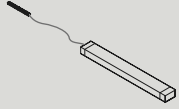
Suspension accessories	A00BR	A00BR	9A000BR00000
	A00BS1	A00BS1	9A000BS10001
	A00BS2	A00BS2	9A000BS20001
	A00BT3V	A00BT3V	9A000BT3V000
	A00BF5	A00BF5	9A000BF50000
	A00BT3	A00BT3	9A000BT30000

	Curved track	R 667,5 cm - α 90°	A12/16	1A120/160001	max 10 cables	
		R 667,5 cm - α 120°	A12/17	1A120/170001	max 13 cables	
		R 995 cm - α 90°	A12/18	1A120/180001	max 15 cables	
		R 995 cm - α 120°	A12/19	1A120/190001	max 20 cables	
		R 1477,5 cm - α 90°	A12/20	1A120/200001	max 22 cables	
		R 1477,5 cm - α 120°	A12/21	1A120/210001	max 30 cables	
						
	Ceiling rose 4-6-12	Ø 20,6 - H 5 cm	A12/22D	1A120/22D001	4 cables	
		Ø 26,5 - H 5 cm	A12/23D	1A120/23D001	6 cables	
		Ø 45,1 - H 5 cm	A12/24D	1A120/24D001	12 cables	
	Circles track	Ø 61,5 cm	A12/25	1A120/250001	18 cables	
		Ø 81,5 cm	A12/26	1A120/260001	24 cables	
		Ø 100,5 cm	A12/27	1A120/270001	30 cables	
		Ø 120 cm	A12/28	1A120/280001	36 cables	
		Ø 133,5 cm	A12/29	1A120/290001	40 cables	
		Ø 159 cm	A12/30	1A120/300001	48 cables	
		Ø 179 cm	A12/31	1A120/310001	54 cables	
		Ø 199 cm	A12/32	1A120/320001	60 cables	
		Ø 218 cm	A12/33	1A120/330001	66 cables	
		Ø 238 cm	A12/34	1A120/340001	72 cables	
		Ø 257 cm	A12/35	1A120/350001	78 cables	
		Ø 276,5 cm	A12/36	1A120/360001	84 cables	
		Ø 295,5 cm	A12/37	1A120/370001	90 cables	
		Ø 328 cm	A12/38	1A120/380001	100 cables	
		Ø 360 cm	A12/39	1A120/390001	110 cables	
		Ø 392 cm	A12/40	1A120/400001	120 cables	
		Ø 425 cm	A12/41	1A120/41D001	130 cables	
		Ø 457 cm	A12/42	1A120/42D001	140 cables	
		Reference code ceiling rose for linear tracks	55 x 4,3 x 3 cm	A12/43D	1A120/43D001	
			60 x 4,9 x 3,7 cm	A12/44D	1A120/44D001	

A12

Liu

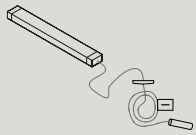
Reference code remote drivers for linear tracks	35 x 3 x 1,8 cm	A12/48D	1A120/48D001
	40 x 4 x 2,2 cm	A12/49D	1A120/49D001



Reference code ceiling rose for circles track	Ø 35,5 - H 5 cm	A12/45D	1A120/45D001
	single power supply		
	Ø 35,5 - H 5 cm	A12/46D	1A120/46D001
	double power supply		
	Ø 35,5 - H 5 cm	A12/47D	1A120/47D001
	triple power supply		



Reference code ceiling rose for circles track	35 x 3 x 1,8 cm	A12/50D	1A120/50D001
--	-----------------	---------	--------------



TECHNICAL DATA

MOD. Liu

LUCEPLAN 2024/25