





A.24 - Suspension Diffused Emission - X Joint - 2700K - Black

Carlotta de Bevilacqua



IP20    

LUMINAIRE

- CCT: **2700K**

Notes

Each linear, angle and curved elements are provided with mechanical and electrical joints and installation accessories. End caps have to be ordered separately. 1 suspension cable is also included. Depending on the driver, the product can be undimmable or dimmable DALI.

DESCRIPTION

A.24 is a new comprehensive and flexible system to design light in space. A single profile, only 24 mm thick, can be installed in the recessed, ceiling or suspension mode to continuously follow the angles on a flat or three-dimensional surface. This profile hosts to a variety of performance options: diffused light, sharp optical units with three beam angles, or a smart magnetic track. This makes A.24 a flexible system, as well as an open platform to accommodate other products from the Architectural collection. The suspension version also features direct emission. The three solutions can be alternated to match the architecture and the room functions with utmost flexibility. The competence of Artemide is revealed by the quality of light, as well as by the ability of A.24 to freely move in space, with direct power connection points up to 14 metres apart.

PRODUCT CODE: AQ14404

FEATURES

- Article Code: **AQ14404**
- Colour: **Black**
- Installation: **Suspension**
- Series: **Architectural Indoor**
- Environment: **Indoor**
- Emission: **Direct**
- design by: **Carlotta de Bevilacqua**

DIMENSIONS

- Length: **cm 60.3**
- Width: **cm 60.3**