

FLOS

05.7202.GL Gold

Easy Kap Ø 50 Fixed Optic Flood

Designed by FLOS Architectural, 2019

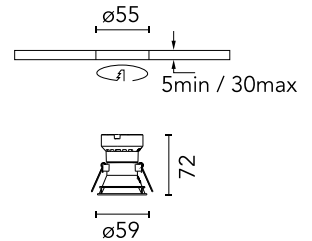
LED - LED array - 7.3W - 476lm - 2700K - CRI> 90 - Beam° 49



Recessed luminaire with LED light source. Power supply not included. Installation frame not necessary.

Are you a professional and your project needs consulting and support?

[BOOK AN APPOINTMENT](#)



Main specifications

Mounting	Ceiling recessed
Environment	Indoor dry location
Light source type	LED
LED type	LED array
Lamp category	LED
Icos	No
Bulb finish	Clear
Number of heads	1
Power (W)	7.3
System power (W)	8.6
Source flux (lm)	670
System flux (lm)	476
Efficacy (lm/W)	55

Physical

Colour	Gold
Trim	Yes
Orientation	Fixed
Recessed depth (mm)	100
Spot diameter (mm)	59
Net weight (kg)	0.14
Package height (cm)	9
Package width (cm)	10.5
Package length (cm)	14
IP internal	20
IP external	54

Download

Mounting instructions [↓ PDF](#)

Photometric Files

LDT / IES [↓ ZIP](#)

Technical Drawings

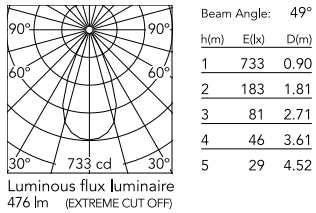
2D [↓ ZIP](#)

3D [↓ ZIP](#)

[🔒 Bim](#) [↓ ZIP](#)



Schematic light drawing



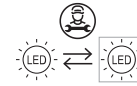
Photometric

Lighting type	Direct
Light distribution	Symmetric
CCT (K)	2700
CRI>	90
McAdam steps (SDCM)	3
LED Life / Failure Ratio	L80B50
Beam angle C0-180 (°)	49
Beam angle C90-270 (°)	49
UGR _L	15

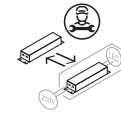
Electrical

Insulation class	III
Frequency (Hz)	0
Forward voltage (V)	35
LED current (mA)	200
Driver	Remote excluded
Dimmable	Yes
Dimming type	Non Dimmable, Dimmable DALI 2, Dimmable 0-10V, Dimmable Casambi, Dimmable 1-10V, Dimmable DALI 1, Mains Cut Dimming
Emergency type	No

Ecodesign and Energy Labelling



Replaceable (LED only)
light source by a
professional



Replaceable control
gear by a professional

Accessories & Power Supply



OPTIONAL
Control interface

Electrical

60.9392

Casambi controller. Use only with 60.9361. Requires 1-10V or Dali driver. It must be ordered separately



OPTIONAL
Power supply

60.9160

Non dimmable continuous current power supply of 220/240V - 50/60Hz with power current selected through adjustable with switch 200 mA - 8,5W / 300 mA - 13W / 350 mA - 15W / 400 mA - 17,5W / 450 mA - 19,5W / 500 mA - 22W



OPTIONAL
Power supply

60.9483

Continuous current power supply, 0-10V dimmable, 220/240V - 50/60Hz, 200mA - 20W



OPTIONAL
Power supply

60.9604

Continuous current power supply, dimmable DALI 2, 220/240V - 50/60Hz, 200mA - 20W



OPTIONAL
Power supply

60.9421

Mains/Push dimming continuous current or continuous voltage power supply. 220/240V - 50/60Hz