

FLOS

05.7012.GL Gold

Easy Kap Ø 105 Adjustable Optic Flood

Designed by FLOS Architectural, 2019

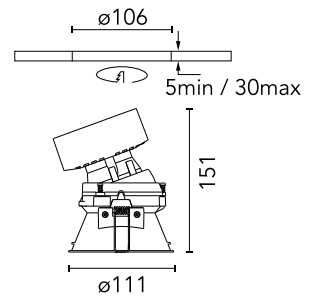
LED - LED array - 22.8W - 1786lm - 2700K - CRI> 90 - Beam° 50



Recessed luminaire with LED light source. Remote transformer not included.
Installation frame not necessary. Diffusing lens included.

Are you a professional and your project needs consulting and support?

[BOOK AN APPOINTMENT](#)



Main specifications

Mounting	Ceiling recessed
Environment	Indoor dry location
Light source type	LED
LED type	LED array
Lamp category	LED
Ilcos	No
Bulb finish	Clear
Number of heads	1
Power (W)	22.8
System power (W)	25.9
Source flux (lm)	2086
System flux (lm)	1786
Efficacy (lm/W)	68

Physical

Colour	Gold
Trim	Yes
Orientation	Adjustable
Rotation (°)	360
Longitudinal tilting (°)	20
Transversal tilting (°)	20
Recessed depth (mm)	161
Spot diameter (mm)	111
Net weight (kg)	0.77
Package height (cm)	190
Package width (cm)	175
Package length (cm)	220
IP internal	20
IP external	54

Download

Mounting instructions [↓ PDF](#)

Photometric Files

LDT / IES [↓ ZIP](#)

Technical Drawings

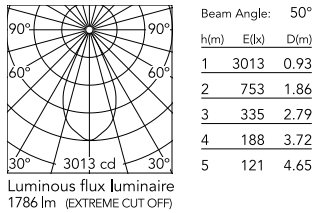
2D [↓ ZIP](#)

3D [↓ ZIP](#)

[↓ ZIP](#) Bim



Schematic light drawing



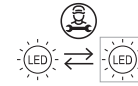
Photometric

Lighting type	Direct
Light distribution	Symmetric
CCT (K)	2700
CRI>	90
McAdam steps (SDCM)	3
LED Life / Failure Ratio	L80B50
Beam angle C0-180 (°)	50
Beam angle C90-270 (°)	50
UGR _L	17

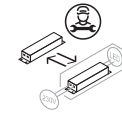
Electrical

Insulation class	III
Frequency (Hz)	0
Forward voltage (V)	34
LED current (mA)	650
Driver	Remote excluded
Dimmable	Yes
Dimming type	Non Dimmable, Dimmable DALI 2, Dimmable Casambi, Dimmable 1-10V
Emergency type	No

Ecodesign and Energy Labelling



Replaceable (LED only)
light source by a
professional



Replaceable control
gear by a professional

Accessories & Power Supply



OPTIONAL Power supply

60.9207

Continuous current power supply, dimmable Casambi 220/240V-50/60Hz, 300mA-16W / 350mA-18,5W / 400mA-21,5W / 450mA-24W / 500mA-27W / 600mA-32W / 650mA-35W / 700mA-36W / 750 / 800 / 900 / 1000 / 1050mA - 38W



OPTIONAL Power supply

60.9439

Continuous current power supply, 0/1-10V dimmable, 220/240V - 50/60Hz, 300mA-16W / 350mA-18W / 400mA-21W / 500mA-27W / 600mA-32W / 650mA-35W / 700 / 750 / 800 / 900 / 950 / 1000 / 1050mA-36W



OPTIONAL Power supply

60.9186

Continuous current supply source of 240V - 50/60Hz with dimmable Dali 2, push dimming. 300mA - 16W / 350mA - 18W / 400mA - 21W / 500mA - 27W / 600mA - 32W / 650 mA - 35W / 700 / 750 / 800 / 900 / 1000 / 1050 mA - 36W



OPTIONAL Power supply

60.9592

Non dimmable continuous current power supply. 15-30W, 220/240V -50/60Hz with power current selected through adjustable switch. 350mA - 15W / 400mA - 17W / 450mA - 19W / 500mA - 22W / 550mA - 24W / 600mA - 26W / 650mA - 28W / 700mA - 30W no regulable